

## **Bibliography details**

**Name of the Serial/Publication:** Veritas

**Volume No.:** 2

**Issue No.:** 1

**Month & Year of publication:** August 2022

**Page numbers:** Statistical study (137-142)

**Title of Article:** Trend analysis of incidents involving drugs / narcotics as per

NIBRS data

### **CONTRIBUTOR (s)**

1. Ms. Arsha Sahadevan

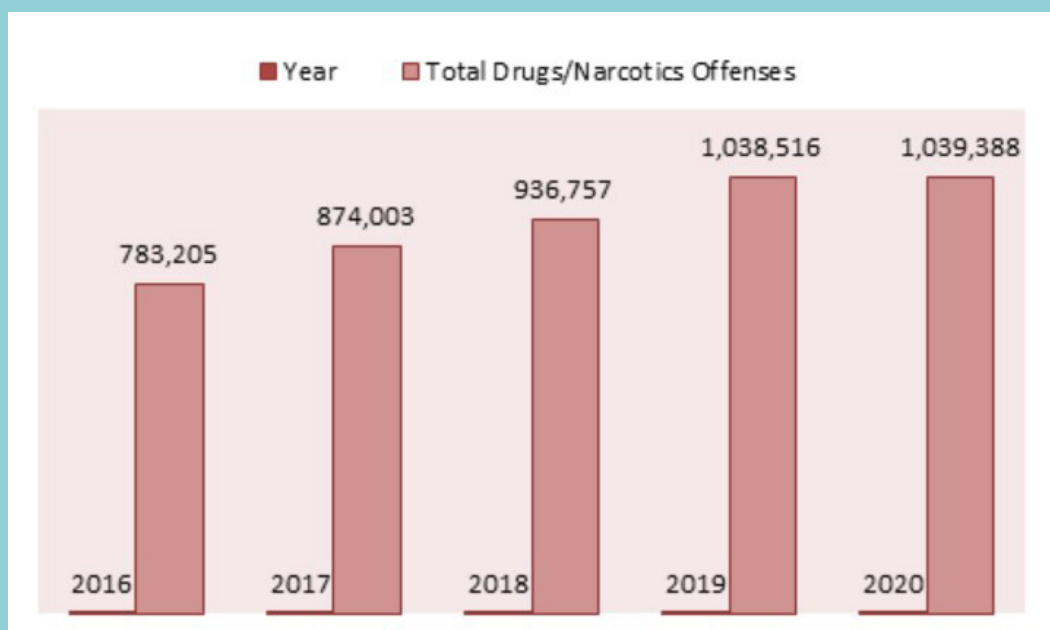
# TREND ANALYSIS OF INCIDENTS INVOLVING DRUGS/NARCOTICS AS PER NIBRS DATA

Ms. Arsha Sahadevan

The National Incident-Based Reporting System (NIBRS) is a data collation system provided by the Federal Bureau of Investigation (FBI) to serve as a national crime database for the United States. It aims to report crime incidents while also looking into the context of such crimes to identify information like the day and time of the crime, the victim-offender relationships, and so forth. The data contained in NIBRS is a collective effort of the various law enforcement agencies placed across several states in the U.S. NIBRS works in pursuit of providing better-policing strategies, filling in gaps in existing data, and creating safer communities. It is a part of the FBI's Uniform Crime Reporting (UCR) program. NIBRS issues the report annually. A broad classification of the crimes reported includes crimes against persons, crimes against property, and crimes against society.

Following are the statistics concerning incidents involving seized drugs/narcotics for the years 2016, 2017, 2018, 2019, and 2020 as per NIBRS reports:

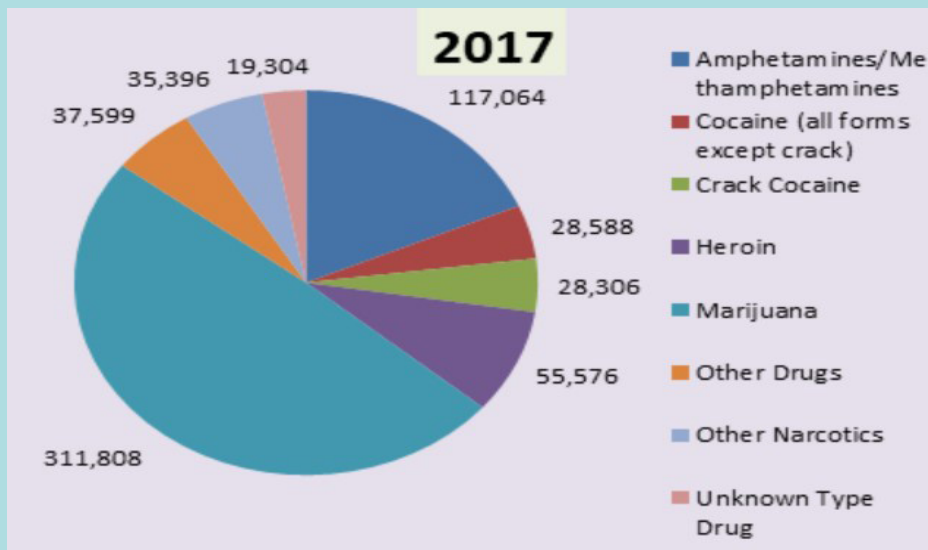
- In 2016, the total offenses concerning drugs/narcotics amounted to 783,205 cases. This count increased to 874,003 for the year 2017. A total of 936,757 cases were reported in the year 2018. The year 2019 saw an increase in the drug/narcotic offenses reported, with 1,038,516 being the total count. The recently published report for the year 2020 showed a total of 1,039,388 offenses concerning drugs/narcotics.



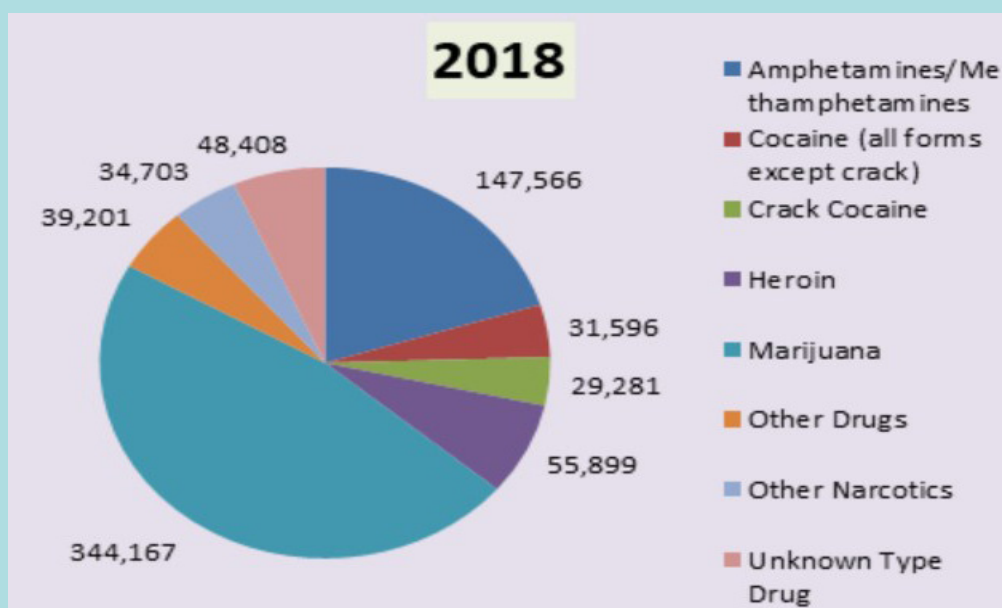
The above chart shows a constant increase in the total reported offenses throughout the five-year timeline.

The below series of pie charts depict the trends concerning the suspected drug type seized in the reported drug/narcotics cases.

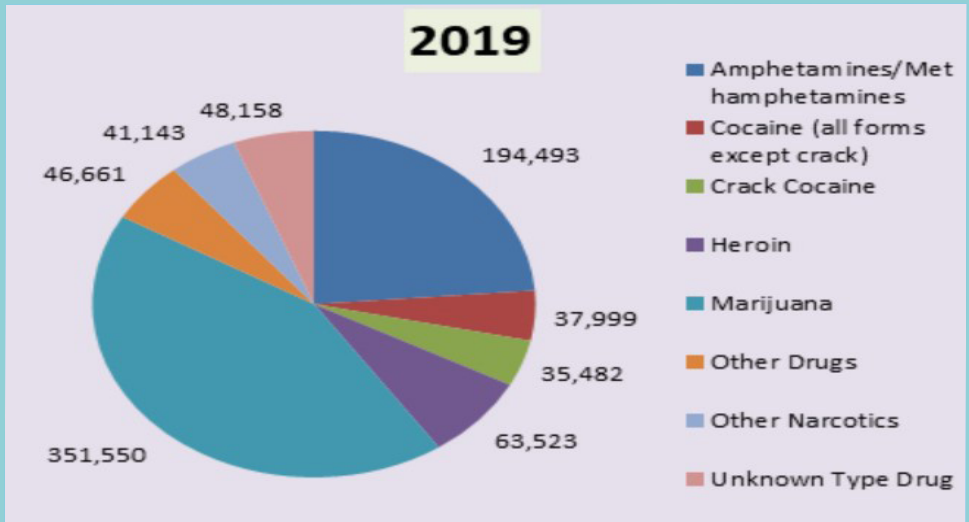
In 2017, out of the total 594,625 incidents involving drugs/narcotics seized by their suspected drug type, marijuana accounted for 311,808 cases. 117,064 cases involved amphetamines, 55,576 involved heroin, and 56,894 involved cocaine of different forms.



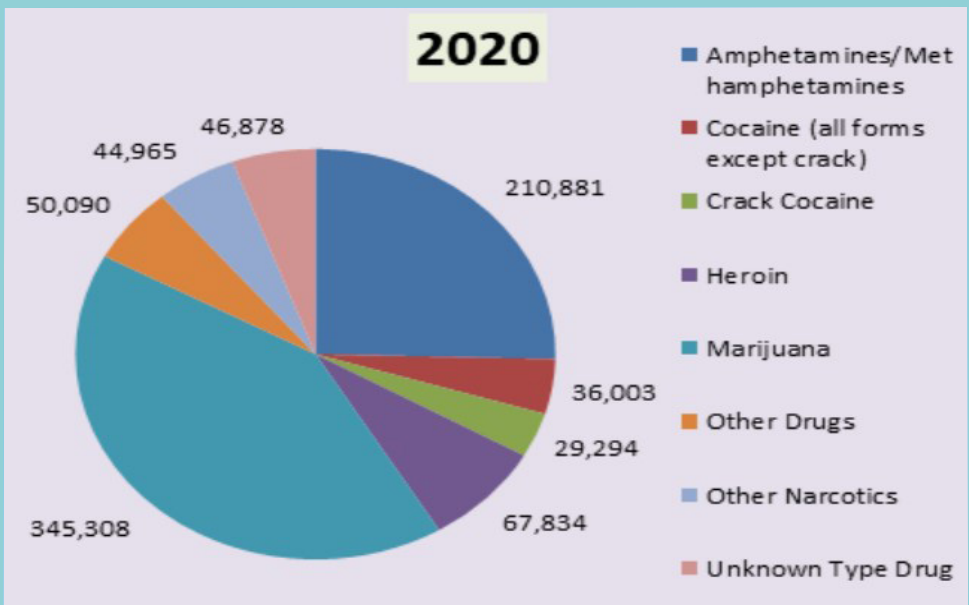
In 2018, there were 643,890 incidents involving seized drugs/narcotics. Among these, 344,167 cases involved marijuana, 147,566 involved amphetamines, 55,899 involved heroin, and 60,877 involved cocaine of different forms.



In 2019, there were 710,812 incidents involving seized drugs/narcotics, out of which 351,550 cases involved marijuana, 194,493 involved amphetamines, 63,523 involved heroin, and 73,481 involved cocaine of different forms.



The recent 2020 report showed a total of 708,513 incidents involving seized drugs/narcotics, out of which 345,308 cases involved marijuana, 210,881 involved amphetamines, 67,834 involved heroin, and 65,297 involved cocaine of different forms.



On analyzing the data regarding the suspected drug type seized in such cases involving drug/narcotics, a substantial increase in the number of unknown type drugs seized can be observed. This is indicative of the rise in the synthesis of New Psychoactive Substances (NPS) or designer drugs, as is commonly known.

Concerning the juvenile age group's involvement in drug/narcotic offenses, the following points were deduced:

- In 2016, juveniles (anyone below 18 years of age) accounted for 7.9% of the offenses involving drugs/narcotics, while adults accounted for the rest.
- In 2017, juveniles accounted for 7.6% of the reported offenses that involved drugs/narcotics.
- The year 2018 saw a marginal decrease in the involvement of juveniles in drugs/narcotics offenses, with the age group being accountable for 7.0% of the total offenses.
- In 2019, 6.83% of the offenses involved juveniles, and this reduced to 5.4% in 2020.
- As for the overall trend, there was a constant decline in the number of juvenile offenders in cases involving drugs/narcotics.

The above data is not an accurate measure of the crimes since, even now, many or few states do not provide a complete account of the cases being reported. The FBI is persistently working to increase the rate of reporting crimes, enabling them to provide valid and valuable data to law enforcement personnel.

#### REFERENCES:

- Federal Bureau of Investigation. (2019). NIBRS. Federal Bureau of Investigation. Retrieved from <https://www.fbi.gov/services/cjis/ucr/nibrs>
- Data Tables. (n.d.). FBI. Retrieved from <https://ucr.fbi.gov/nibrs/2016/tables/data-tables>
- Data Tables. (n.d.). FBI. Retrieved from <https://ucr.fbi.gov/nibrs/2017/tables/data-tables>

- Data Tables. (n.d.). FBI. Retrieved from <https://ucr.fbi.gov/nibrs/2018/tables/data-tables>
- Data Tables. (n.d.). FBI. Retrieved from <https://ucr.fbi.gov/nibrs/2019/tables/data-tables>
- (2021). Cloud.gov. Retrieved from <https://crime-data-explorer.app.cloud.gov/pages/downloads>

## FACTS !

Hair roots can help identify gender? Hair found at a crime scene can be very helpful in terms of evidence, but only the hair root contains a person's DNA and that can help determine a person's gender.